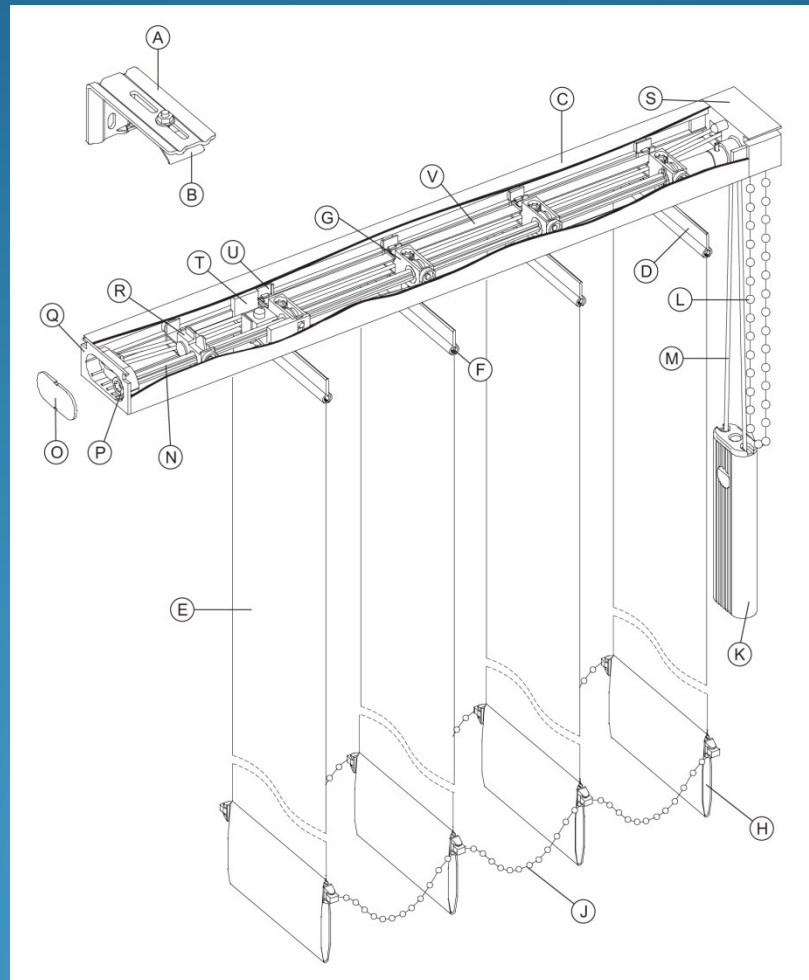




JUSTERING AV SNOR




Betjeningshøyden på selve trekksnoren kan justeres.
Snorene samles på snorfører ved første vogn.




Skru løs skruen der snorene samles.




Ta ut skruen og metalldekselet.




Løft ut plastdel.




Løft ut en av snorene. Legg merke til hvordan snoren ligger før den løftes ut.




Klipp snoren på ønsket lengde.




Legg snoren på plass nøyaktig slik den lå.




Sett på plass plastdel.



Sett på plass metaldeksel.



Skru inn skruen.



Nå er snoren ferdig justert.

